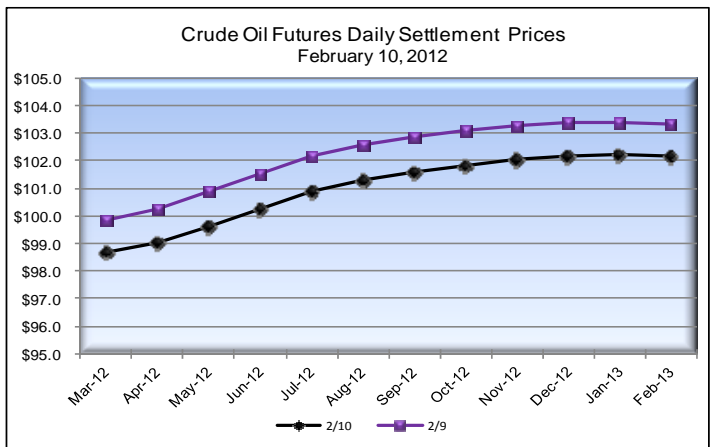
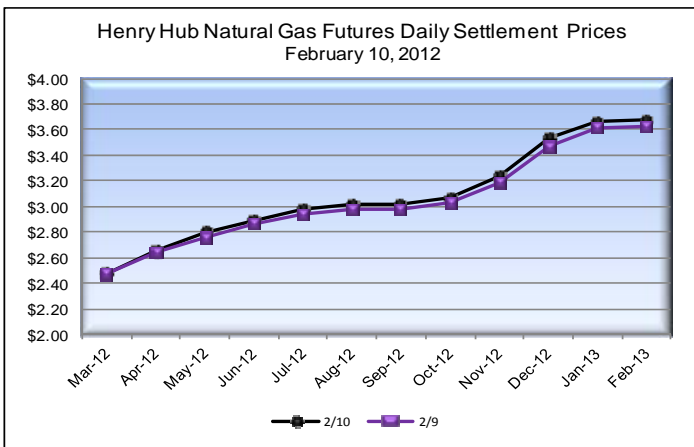


Market Update

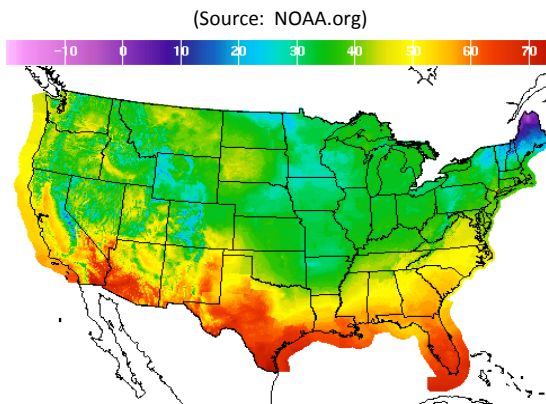
Monday, February 13, 2012

The range for the prompt month has stayed constant, with support at \$2.409 and the 10 year trend line at \$2.58. The weather outlook ahead of the weekend was largely unchanged and some extremely cold weather pushed through the East continuing today. The Baker - Hughes natural gas directed rig count was reported 25 less than the previous week and now stands at 720 rigs. One analyst believes the gas directed rig count needs to stay consistently below 700 for quite some time to negatively affect production.

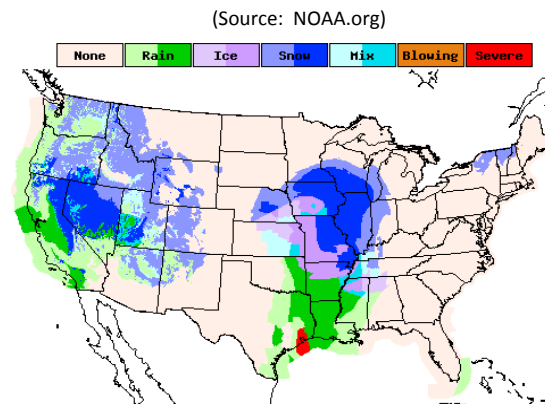


Snow is expected in the Ohio Valley on Tuesday changing to rain later in the day. Midwest high temperatures will range from the 30s to the 40s. Light snow possible from West Virginia up to New York with highs in the Northeast from the 20s to the 50s. Precipitation is forecast for most of the Southeast tomorrow with lows from the 20s to the 60s. A mix of precipitation is expected for the West with snow in the Northwest and rain further south. More rain anticipated for California by mid-week. The nation should largely turn normal to slightly above normal for the next 10 days until the Southwest turns slightly cooler in the 11 to 15 day forecast.

National Evening High Temperature(F) Forecast—February 13, 2012



Afternoon Predominant Weather —February 13, 2012



Month	Settle	Change	High	Low	Month	Settle	Change	High	Low
Mar-12	\$ 2.477	UNCH	\$ 2.528	\$ 2.451	Mar-13	\$ 3.657	\$ 0.050	\$ 3.668	3.591A
Apr-12	\$ 2.656	\$ 0.020	\$ 2.681	\$ 2.611	Apr-13	\$ 3.617	\$ 0.050	\$ 3.624	3.540A
May-12	\$ 2.792	\$ 0.029	2.807B	\$ 2.740	May-13	\$ 3.650	\$ 0.054	\$ 3.656	3.586A
Jun-12	\$ 2.890	\$ 0.032	\$ 2.900	\$ 2.837	Jun-13	\$ 3.687	\$ 0.057	\$ 3.692	\$ 3.631
Jul-12	\$ 2.975	\$ 0.035	\$ 2.981	\$ 2.927	Jul-13	\$ 3.729	\$ 0.058	\$ 3.737	3.649A
Aug-12	\$ 3.012	\$ 0.039	\$ 3.015	\$ 2.959	Aug-13	\$ 3.746	\$ 0.058	\$ 3.751	\$ 3.740
Sep-12	\$ 3.022	\$ 0.040	\$ 3.027	\$ 2.970	Sep-13	\$ 3.747	\$ 0.058	\$ 3.756	3.671A
Oct-12	\$ 3.069	\$ 0.042	\$ 3.074	\$ 3.013	Oct-13	\$ 3.786	\$ 0.057	\$ 3.794	3.710A
Nov-12	\$ 3.236	\$ 0.053	\$ 3.244	3.171A	Nov-13	\$ 3.884	\$ 0.057	\$ 3.885	\$ 3.825
Dec-12	\$ 3.529	\$ 0.053	\$ 3.537	3.463A	Dec-13	\$ 4.082	\$ 0.057	\$ 4.090	4.023A
Jan-13	\$ 3.661	\$ 0.052	\$ 3.667	\$ 3.596	Jan-14	\$ 4.189	\$ 0.057	4.181B	4.125A
Feb-13	\$ 3.676	\$ 0.054	\$ 3.679	3.610A	Feb-14	\$ 4.174	\$ 0.057	\$ 4.174	4.114A



Gas Averages

3 mo.	\$ 2.642	Apr 12-Oct 12	\$ 2.917
6 mo.	\$ 2.800	Nov 12-Mar 13	\$ 3.552
12 mo.	\$ 3.083	Cal 2012	\$ 2.966
18 mo.	\$ 3.282	Cal 2013	\$ 3.744
24 mo.	\$ 3.456	Cal 2014	\$ 4.121

The Henry Hub contract closed unchanged on Friday with the balance of calendar 2012 adding three cents to \$2.97, while calendar 2013 increased six cents to \$3.74. Heating Oil lost \$0.26 and Crude slid down by \$1.17.

Mar 12 Crude	\$ 98.67	/ Bbl	
Mar 12 Htg Oil	\$ 3.18		

	Nymex		Aggressive Range		Moderate Range		Conservative	
	Settle							
Mar-12	\$ 2.477	\$ 2.227	\$ 2.277	\$ 2.277	\$ 2.377	\$ 2.377	\$ 2.477	\$ 2.477
Apr 12-Oct 12	\$ 2.917	\$ 2.667	\$ 2.717	\$ 2.717	\$ 2.817	\$ 2.817	\$ 3.017	\$ 3.017
Nov 12-Mar 13	\$ 3.552	\$ 3.302	\$ 3.352	\$ 3.352	\$ 3.452	\$ 3.452	\$ 3.652	\$ 3.652

Compass Energy ("Compass") and its affiliates make no representation as to the accuracy or completeness of the information contained herein or otherwise provided by Compass, its affiliates or third parties. Compass and affiliates are not acting as advisor to the recipient of this information, and the ultimate decision to proceed with any transaction rests solely with the recipient of the information. This information is neither an offer to sell nor the solicitation of an offer to enter into a transaction. This document and its contents are proprietary information and products, and contains the view of Compass, its affiliates, or third parties and may not be reproduced or otherwise disseminated in whole or in part without written consent.